

A Division of Adorabella Pty Ltd.

image
weave

WOVEN MEMORIES

**TURN YOUR MEMORIES INTO
BEAUTIFUL WOVEN TAPESTRIES
WITH IMAGE WEAVE**

Exclusively at Adorabella HOME

CONTACT INFORMATION

ADORABELLA HOME

Your exclusive IMAGE WEAVE supplier



Shop 8, "High Street" Arcade,
310 - 312 Bong Bong Street,
BOWRAL NSW 2576

Phone: 02 4862 1889

Email: adorabellahome@adorabella.com.au

TRADING HOURS

Summer Hours:

Monday - Saturday 9:30am - 5:00pm
Sundays & Public Holidays 10:00am - 3:00pm

Winter Hours:

Monday - Saturday 10:00am - 4:00pm
Sundays & Public Holidays 10:00am - 3:00pm

OTHER CONTACT INFORMATION:

For Telephone Order Payments:

Contact Katie

Phone: 02 4871 2766

Monday – Friday 10:00am - 4:00pm

Image Weave Specifics/Your Order:

For more information about the Image Weave product or about your Image Weave order, please contact April at: adorabellahome@adorabella.com.au

Upon successful payment your order will be confirmed. After about 6 weeks (sometimes sooner) your Image Weave tapestry will be delivered to you.

ABOUT US

Image Weave is a division of Adorabella Pty Ltd who has been conducting business for 34 years and are the leaders in Australia in the field of tapestry wall hangings.

Image Weave is a **woven tapestry** and the images are not **photographic reproductions** printed, sublimated or silk-screened (processes common to T-shirts) onto canvas or other fabrics. By their very nature, Image Weave tapestries (woven images) have their own special character and appeal. If you are after an exact photographic reproduction on fabric then the Image Weave process of **weaving** your image or photo may not be for you.

WHY CHOOSE IMAGE WEAVE?

There are 5 reasons why you should have your photograph woven into a tapestry by Image Weave:

1. **RELIABLE, PERSONAL AND FRIENDLY SERVICE:** The people that own the business run the business and answer the telephone. We can help you with your choice via email, telephone, or fax (without International call costs if you reside in Australia).
2. **GREAT SUPPORT:** We can usually answer all questions on the spot but if we can't answer your question we will quickly find the answer and promptly return your call.
3. **EXPERIENCE:** Image Weave are a division of Adorabella, who are the leading Australian Distributor of tapestries, wall hangings and jacquard cushions who have been serving customers for 34 years. The business is owned and run by the original owners Katie & Ross Connors. Image Weave being a division of Adorabella can draw upon the vast resources, experience and connections that the Company has developed over our 36 years in this business and who work directly with the mills, minimizing the risk of miscommunication and delay via middlemen.
4. **AUSTRALIAN MANUFACTURER:** Image Weave tapestries are finished by the same team that finish all the tapestries at Adorabella, who are leading suppliers in this field. Unlike many other suppliers and distributors throughout the world, we do not simply act as middlemen. All Image Weave tapestries are finished at Adorabella (in Mittagong in the NSW Southern Highlands) to ensure that our tapestries and wall hangings hang correctly i.e. as squarely and as flat as possible. Over the past 36 years Adorabella has perfected processes where they re-manufacture the backs of their tapestries to ensure maximum appeal when hung, (a process that is not as simple as it sounds) and at this time we also fit a continuous weight bar into the bottom of the tapestry which helps minimize distortion of the tapestry when hung.
5. **EXCLUSIVE TAPESTRY HANGING RODS AND FINIALS:** Image Weave coordinating hanging Rods & Finials are supplied to us by our parent company Adorabella – those rods & finials being exclusive to Adorabella in Australia. Our tapestry hanging rod sets have purpose built hanging hooks that allow the tapestry to hang close to the wall thereby helping to keep the tapestry as flat and without waver as possible (unlike curtain brackets). All our rods and finials come complete with hanging hardware.

FREQUENTLY ASKED QUESTIONS (FAQS)

Q Are the images/photos printed on to the tapestry fabric?


A No! Image Weave is a woven tapestry, reproduced on a Jacquard loom (jacquard looms have been used to weave tapestry since early 1700's), woven of yarns of cotton and never printed.

Q What photos can I use?


A Any photo you like, however there are a few guidelines we'd like to offer:

HIGH CONTRAST: A good high contrast photo will always work best. If there is a strong distinction between lights and darks and good detail in the subject your wall hanging will turn out best.

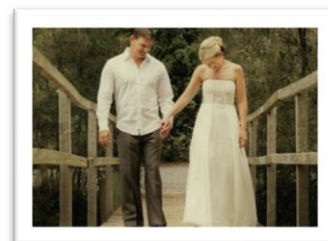
LARGE SUBJECT MATTER: If your subject matter (a person, a pet, a building etc.) takes up the majority of the photo, you will be able to see more detail and the colours will be more vibrant and true-to-life. If the subject is too small, (too distant in the photo) it is best to crop the photo so the subject takes up approximately 60-80% of the image.



GOOD...



BETTER...



BEST!

COLOUR: Try to choose a photograph with realistic colouring. If the face in the photo is bright pink, chances are that your Image Weave tapestry will not look as realistic as you had hoped. Pick a photo with good skin tones, realistic colours and one that is not too faded or old. If necessary we will do some minor colour correction and tone enhancements (of which we will get your approval before we proceed), however the better the photo you provide, the better the result of your tapestry.

OLD PHOTOS: While we can make your Image Weave tapestry from any photo, older photos are not the best choice as they can be faded or the colour can change over time. If it is important to have a archival or heirloom photo as an Image Weave tapestry we suggest you have the photo restored by a reputable company before forwarding a copy of the image to us. For best results, pick the clearest, most colour rich older photo you have.

FOCUS: Please make sure that the photo or image you send to us is in focus. We can do minimal sharpening but crisp clean photos or images will always reproduce best as an Image Weave tapestry.

BLACK & WHITE PHOTOS: We can create your Image Weave tapestry from a black and white photo – keep in mind that the cleaner and more focused the image or photo the better.

Continued...

Q What about digital photography?

A Easy! You can send your camera files to us directly. We recommend that you use at least a 2-megapixel camera or higher. If you send as a JPEG please ensure that you use minimal compression. If you over-compress the image will be blurry and pixelated. Always better to send a larger file than a smaller one. Following our suggestions will help us produce the best Image Weave tapestry possible for you.

Q How many people/pets/buildings can I have in my photo?

A You can have as many as you like but remember the smaller the detail the less likely it is to appear in a woven Image Weave tapestry. A tapestry wall hanging with a couple of large faces will yield higher detail in those faces compared to a photo with 10 people in it.

Q How long will it take?

A 8-10 weeks but often sooner than that. It depends on the time of year and the numbers of orders we have being processed. Christmas and Mother's Day can be very busy for us. If your order is Urgent, we offer an express service that can be between 3-6 weeks delivery from receipt of your image at an additional charge of \$120.

Q Will the tapestry wall hangings fade?

A There may be subtle fading over time as being a woven tapestry it is not indestructible, however Image Weave tapestries are woven with the same process as tapestries since the Jacquard Loom was invented in 1706 by Joseph Marie Jacquard.

Q How do I clean the tapestries?

A We recommend an occasional vacuuming. For stains and spots Dry Cleaning is recommended by a reputable company.

PHOTOGRAPH TIPS

When choosing a photograph please keep in mind that a good photograph will help produce a good Image Weave tapestry and a bad photograph will make it difficult to get a satisfactory result.

HOW TO TAKE A GREAT PHOTOGRAPH:

1. **HIGH CONTRAST:** A nice, high contrast photo will always work best. There needs to be good distinction between lights & darks, good detail in the subject and a balance in contrast. A subject wearing white on white background or white beach or a subject wearing dark colours on a dark background will not yield the best result.
2. **LARGE SUBJECT MATTER:** The subject in your photo should take up approximately 75% of the image. This will allow your Image Weave tapestry to have the most detail possible and the colours will be more vibrant and true to life. Since the subject in the photo should take up approximately 75% of the image, we suggest you do not use photos of large groups of people. If the subject in your photo does not take up 75% of your photo you may consider cropping the photo.
3. **FOCUS ON THE SUBJECT:** Take your photo at an appropriate distance from the subject. Standing too far from the subject causes the camera to capture less detail on the subject itself and adds worthless space. Make sure that the subject you wish to capture takes up 75% of the photo. See also the FAQs section within this website for more information in this regard.



GOOD...



BETTER...



BEST!

4. **COLOUR:** Try to choose a photograph with realistic colouring. If the face in your photo is red, your Image Weave tapestry will also have a face that is red, even with some manipulation of the image by us before weaving. Try to pick a photo with good skin tones, attractive colours and no shadows. Try to pick the most colour-rich photo you have. Black and white or sepia photos work fine and produce a good tapestry. While we can weave your tapestry from any photo, an older photo will not be the best choice unless it has been restored or is still very clear.
5. **FOCUS:** Choose a photo that is crisp and sharp. The better the focus the better your Image Weave tapestry reproduces.
6. **SIZE:** The tapestries are available in two sizes and each size requires a different image size or pixel dimension. We will resize your image before it is sent to the loom for weaving however the closer you can get your photo to the sizes as set out below, the better the end result. Your photo should be of resolution 300 ppi (pixels per inch) or higher.

Small Wall Hanging	66cm x 86cm	(26" x 34")	768 x 950 ppi (aka dpi)
Large Wall Hanging	96cm x 135cm	(38" x 53")	1293 x 1600 ppi (aka dpi)
Cushion	45cm square	(18" square)	768 x 768 ppi (aka dpi)

PRICES & SPECIFICATIONS

IMAGE WEAVE IS AVAILABLE IN TWO SIZES.

	Size	Photograph Quality	Price
Small Wall Hanging	66cm x 86cm (26" x 34")	768 x 950 ppi	AUD \$395.00 *
Large Wall Hanging	96cm x 135cm (38" x 53")	1293 x 1600 ppi	AUD \$695.00*
Cushion	45cm square (18" square)	768 x 768 ppi	AUD \$115.00**

* Price includes FREE hanging rod and FREE delivery (in Australia)

** Price includes cushion insert and FREE delivery (in Australia)


SHIPPING/POSTAGE:


Australian Customers	Freight/Postage is FREE.
International Customers	Freight/Postage varies depending on destination and size of chosen Image Weave tapestry*.


*We will quote your freight/postage cost upon your order that will only proceed upon your acceptance of our quote for the freight/postage charge.


EXTENDABLE HANGING RODS & FINIALS:


Image Weave has Extendable Hanging Rods & Finials available in 5 styles and two sizes per style. Our rods and finials come complete with fixing screws and purpose made brackets that allow the tapestry to hang as close to the wall as possible (unlike curtain brackets) thereby maximizing appeal of your tapestry when hung. See our collection of hanging rods below. *Hanging rods are not available in Australia without an accompanying Image Weave Tapestry.*

Fleur De Lys: Antique Gold		
<i>Extendable hanging rod and finial, brass plated with "antiqued" finish.</i>		
Style #	Size	
fdl2Gs	Small , 71cm – 122cm <i>Suits small Image Weave tapestry</i>	
fdl2GI	Large , 122cm – 213cm <i>Suits large Image Weave tapestry</i>	

Fleur De Lys: Black Painted		
<i>Extendable hanging rod and finial, black painted.</i>		
Style #	Size	
fdl2Bs	Small , 71cm – 122cm <i>Suits small Image Weave tapestry</i>	
fdl2BI	Large , 122cm – 213cm <i>Suits large Image Weave tapestry</i>	

Loop: Antique Gold		
<i>Extendable hanging rod and finial, brass plated with "antiqued" finish.</i>		
Style #	Size	
LOOPS	Small , 71cm – 122cm <i>Suits small Image Weave tapestry</i>	
LOOP	Large , 122cm – 213cm <i>Suits large Image Weave tapestry</i>	

Ball: Antique Gold		
<i>Extendable hanging rod and finial, brass plated with "antiqued" finish.</i>		
Style #	Size	
BallGs	Small , 71cm – 122cm <i>Suits small Image Weave tapestry</i>	
BallGI	Large , 122cm – 213cm <i>Suits large Image Weave tapestry</i>	

Ball: Black Painted		
<i>Extendable hanging rod and finial, black painted.</i>		
Style #	Size	
BallBs	Small , 71cm – 122cm <i>Suits small Image Weave tapestry</i>	
BallBI	Large , 122cm – 213cm <i>Suits large Image Weave tapestry</i>	

EXPRESSION OF INTEREST

At this stage your order is “**An Expression of Interest**” only and is not a binding order as your order can only proceed upon your acceptance of any enhancements we may make to your photograph/image for maximising the result of the weaving of your Image Weave tapestry. Our quotation will also include the hanging rod (if required) and freight (if an international order).

1. Complete the Order Form and choose your preferred tapestry size and if applicable the hanging rod style you prefer.
2. At this stage we will need to see the photograph/image that you want woven into your Image Weave tapestry.
Please upload your image from the **Order Form** page or email your image (to our specifications if possible) to: **adorabellahome1@adorabella.com.au** We will acknowledge the successful receipt of your image.
3. Upon receipt of your Expression of Interest and photograph/image, we will prepare a quote for you (allow a few working days).
Perhaps your photograph/image will need some cropping and other enhancements that will produce a better result with the weaving.
We will email to you your photograph/image with our suggested modifications (if necessary) and your quote for the tapestry, hanging rod (if ordered) and freight (if International).
Please Note: Rod size and price is based on the tapestry size you choose and the hanging orientation of your Image Weave tapestry i.e. if the tapestry is to hang vertical or horizontal.
4. If you are happy with our quote and our suggested modifications to your photograph/image you will then need to approve the order, in writing via reply email.
5. Payment must be received in full before the order will be confirmed.
Please see the bottom of the order form for payment options.
6. Upon successful payment, your order will be confirmed. After about 6 weeks (sometimes sooner) your Image Weave tapestry will be delivered to you.

ORDER FORM

Date:			
First Name:		Last Name:	
Telephone:			
Email:			
Delivery Address:			
	Suburb:		Post Code:

Image Weave Tapestry

Size:	<input type="checkbox"/> Small	<input type="checkbox"/> Large
Hanging Rod:	<input type="checkbox"/> Fleur De Lys: Antique Gold	<input type="checkbox"/> Fleur De Lys: Black Painted
	<input type="checkbox"/> Ball: Antique Gold	<input type="checkbox"/> Ball: Black Painted
	<input type="checkbox"/> Loop: Antique Gold	

Notes / Additional Information:

--

EMAIL PHOTOGRAPH

Please email the image you would like woven into an Image Weave Tapestry to April at:

adorabellahome@adorabella.com.au

We will acknowledge the successful delivery of your image and information to proceed with your Image Weave order.

PAYMENT OPTIONS

Payment must be paid in full prior before your Image Weave Tapestry order can be confirmed.

Payment can be made:

1. In person via Eftpos, Credit Card or cash at the Adorabella HOME Shop
2. Over the telephone via Credit Card, by calling 02 4871 2766 (Mon. – Fri., 9.30am-4.30pm)